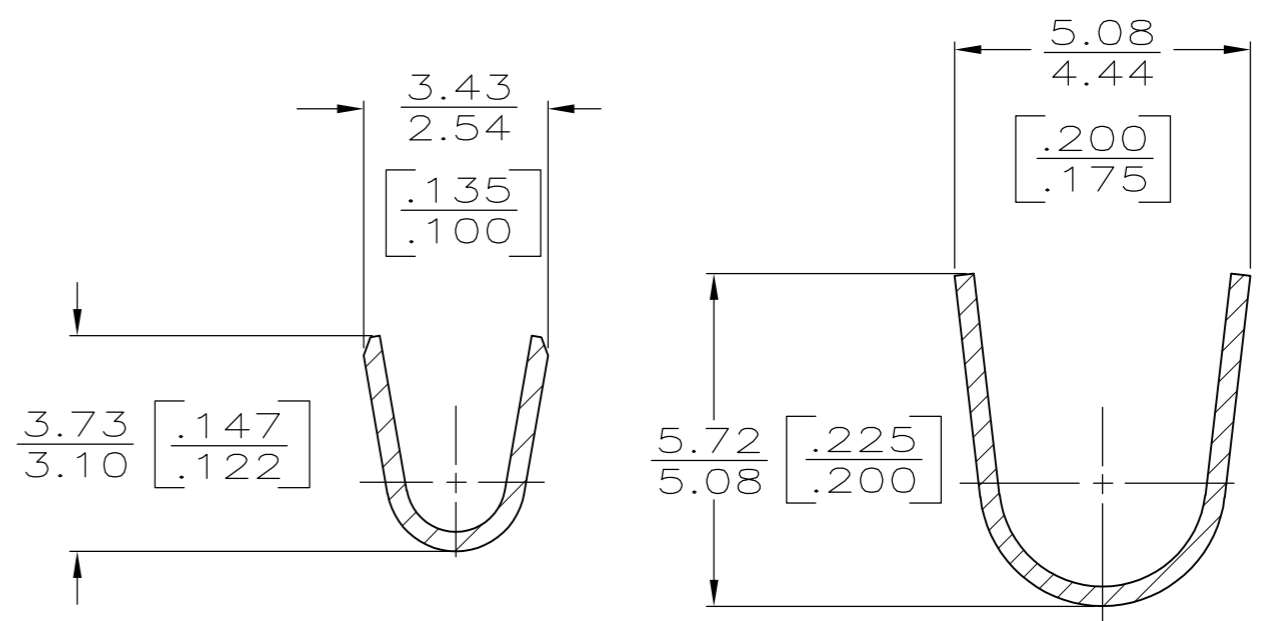
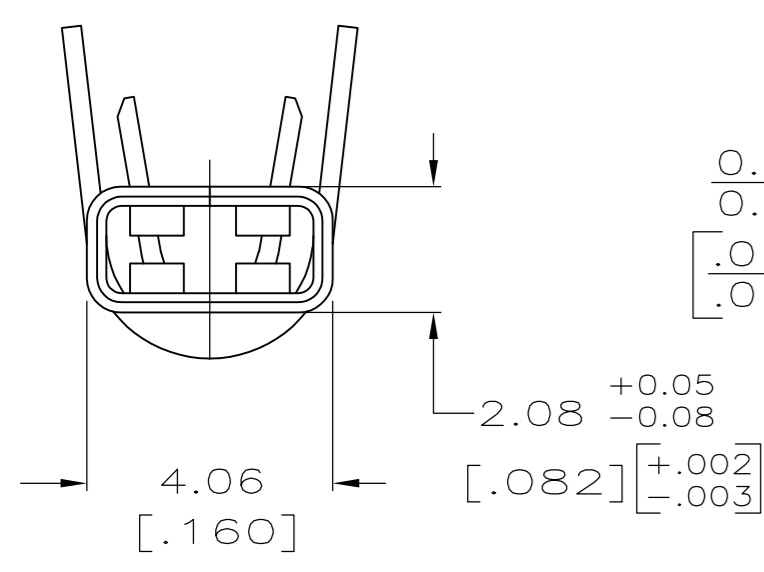
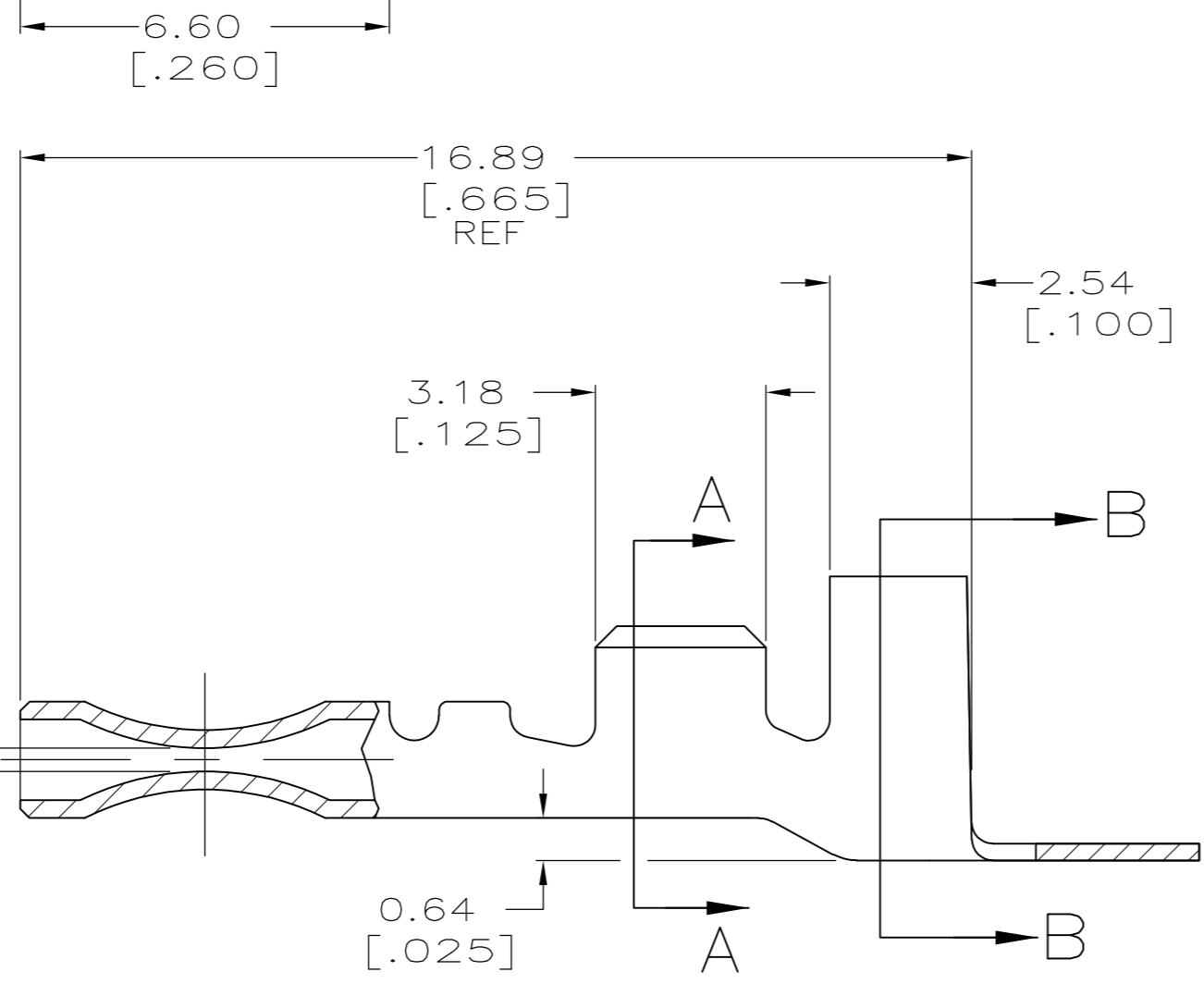
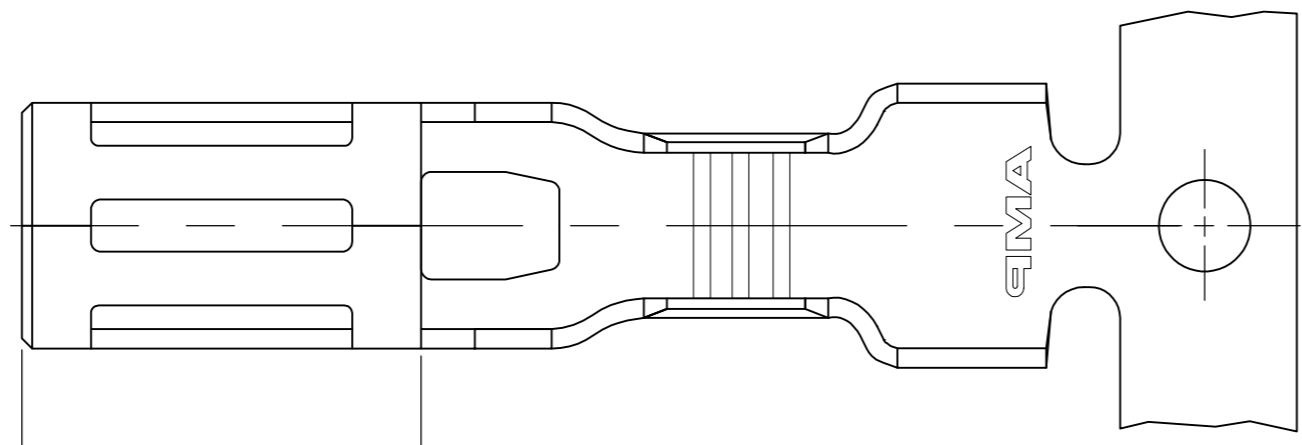


THIS DRAWING IS UNPUBLISHED. RELEASED FOR PUBLICATION
 © COPYRIGHT BY TYCO ELECTRONICS CORPORATION. ALL RIGHTS RESERVED.

LOC	DIST	REVISIONS			
P	LTR	DESCRIPTION	DATE	DWN	APVD
AF	50	H	REVISED PER ECR-08-011112	06MAY08	HMR DD

- 1 CONTINUOUS STRIP ON REELS.
- △2 (1) 0.8mm² [#18] AWG - 2.84 [.112] AND
(1) 1.3mm² [#16] AWG - 3.12 [.123] MAX DIA.
- △3 0.003302 [.000130] MAX PRE-TIN PLATE.
- △4 SPECIAL LUBRICANT.
- △5 PRELIMINARY - NOT FOR PRODUCTION.
- △6 NICKEL PLATED.



△6	-	△2	0.5 -2.0mm ² [20-14] AWG	△5 770642-3
△3	△4	△2	0.5 -2.0mm ² [20-14] AWG	△5 770642-2
△3	-	△2	0.5 -2.0mm ² [20-14] AWG	770642-1
FINISH	LUBRICANT	INSULATION RANGE	WIRE RANGE	PART NUMBER
THIS DRAWING IS A CONTROLLED DOCUMENT.		DWN 02FEB2004 MICHAEL S. FEHER	Tyco Electronics Corporation Harrisburg, PA 17105-3608	
DIMENSIONS: INCHES		CHK 02FEB2004 DONALD F. DECKER	NAME TERMINAL, TIMER CONNECTOR	
TOLERANCES UNLESS OTHERWISE SPECIFIED: 0 PLC ± - 1 PLC ± - 2 PLC ± 0.25 [.010] 3 PLC ± - 4 PLC ± - ANGLES ± -		APVD 02FEB2004 DONALD F. DECKER	PRODUCT SPEC APPLICATION SPEC	
MATERIAL #6 HARD BRASS	FINISH SEE TABLE	WEIGHT -	SIZE A2	CAGE CODE 00779
CUSTOMER DRAWING		SCALE 8:1	DRAWING NO C=770642	RESTRICTED TO -
		SHEET 1 of 1	REV H	